

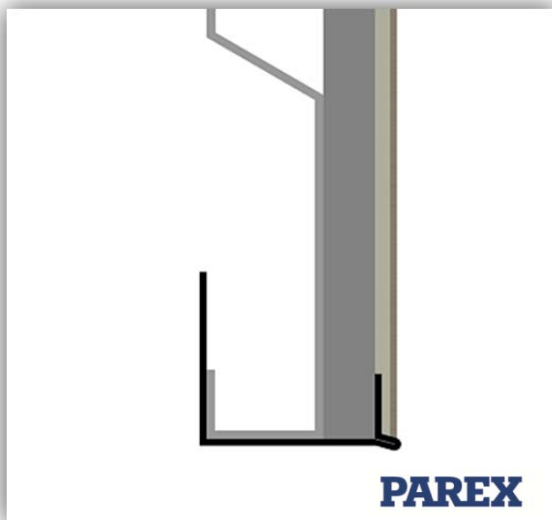
PAREXDIRECT CAVITY ONTO STEEL FRAME

BASE PROFILES

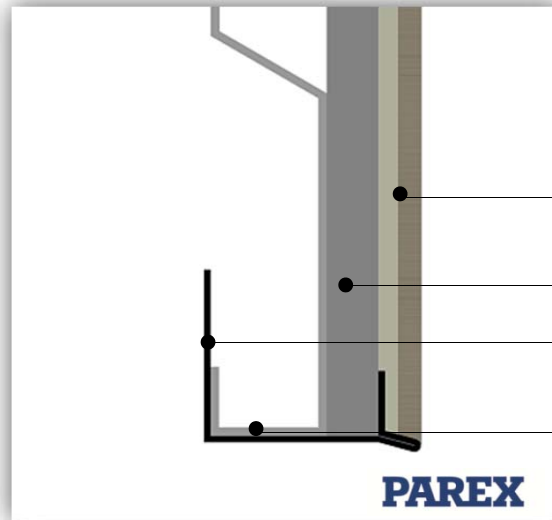
PDCS0211D



This detail is for general guidance only and is not project specific. Always refer to the project architect details and the PAREX project specific specification.



Parexdirect Acrylic System
6mm Base Rail



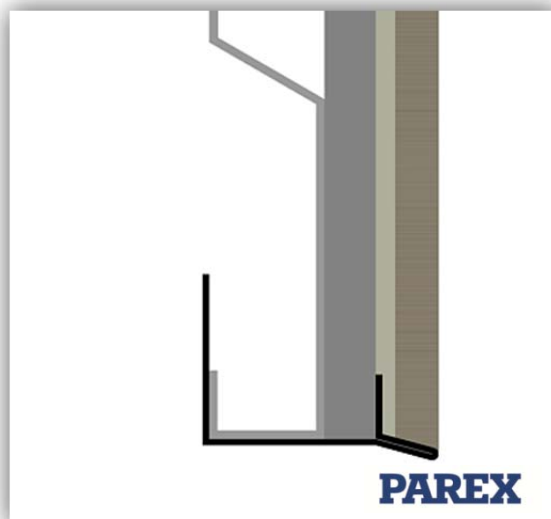
Parexdirect Marbri System
10mm Base Rail

PAREXDIRECT render system incorporating 355 AVU mesh

Resistant Multi-Rend render board

Base rail

Render board support rail



Parexdirect Mineral System
15mm Base Rail

System: PAREXDIRECT onto Steel Frame

Application: PAREXDIRECT system onto Resistant Multi-Rend render board – Base profile

Drawing No: PDCS0211D (In addition to this detail please also refer to detail – PDCS0211C)

Date: July 2016

PAREX

The information provided in this document results from our knowledge of the products and our experience. On-site results may vary, in particular according to the product application methods adopted. Where application methods not covered by this document are used, customers must request specific additional information and/or carry out a representative test before using the products. The above-mentioned information in no way constitutes a warranty relative to the use of the products. Our general terms and conditions of sale shall prevail, in any event, on the information provided in this document. Prior to application, customers and users are requested to check that they have the latest version of this document.