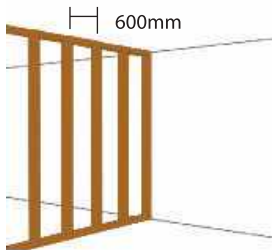
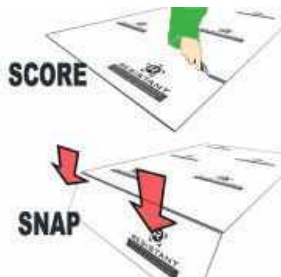


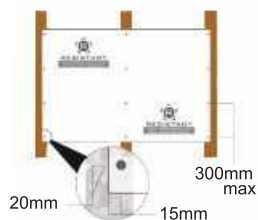
## Installation Guide



1. Vertical studs at 600mm centres.



2. 'Score and Snap' to desired size.



3. 9 & 12mm Multi-pro Tile Backer for walls. Space fixings minimum 20mm from bottom & 15mm from side at 300mm intervals. Ensure screws are countersunk.



4. Offset boards when fixing. Four corners should never meet. The tiling side (coarse side) is marked on all boards.



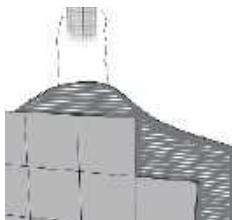
5. Check the subfloor is free from debris and completely flat. Minor differences in levels can be evened out by spreading a thin layer of tile adhesive on to the subfloor. Fix the 6mm Multi-pro Tile Backer board to the floor at 200mm fixing centres using countersunk screws.



6. Run a bead of silicone along the internal joints before tiling and then again after the tiles are fitted - this is standard fitting procedure. (Tanking recommended when tiling wet rooms.)



7. Bed scrim cloth over all joints (both walls & floors) using the tile adhesive to provide extra reinforcement.



8. Some adhesives may require a primer to be applied prior to tile adhesive (refer to manufacturers guidelines). Allow bedding adhesive over scrim cloth to dry before applying tile adhesive and tiles.

For an in depth fixing guide visit  
[WWW.RESISTANT.CO.UK](http://WWW.RESISTANT.CO.UK)

## SALES TEAM

CENTRAL ENGLAND  
& WALES

Karla Nicholls  
+44 (0) 78 7917 1948  
[karla@resistant.co.uk](mailto:karla@resistant.co.uk)

SOUTH ENGLAND

Keith Willoughby  
+44 (0) 79 7713 7365  
[keith@resistant.co.uk](mailto:keith@resistant.co.uk)

SOUTHERN IRELAND

Declan Donnelly  
+353 (0) 87 9326632  
[tradewoodandco@gmail.com](mailto:tradewoodandco@gmail.com)

HEAD OFFICE, NORTHERN IRELAND  
SCOTLAND & NORTH ENGLAND  
SALES & INFORMATION

Laura Peel  
Danielle Crawford

M2 Business Park  
122-126 Duncrue Street  
Belfast  
Northern Ireland  
BT3 9AR

T: +44 (0) 28 9074 9400 F: +44 (0) 28 9074 9420 E: [sales@resistant.co.uk](mailto:sales@resistant.co.uk)



Magnesium Oxide  
Building Board  
Trading Association

## DISTRIBUTOR INFORMATION



RESISTANT  
BUILDING PRODUCTS LTD

**multi-pro**  
*Tile Backer Board*

THE  
**STRONGER - FASTER - SAFER**

BUILDING BOARD FOR WALL AND FLOOR TILING

[WWW.RESISTANT.CO.UK](http://WWW.RESISTANT.CO.UK)

[WWW.RESISTANT.CO.UK](http://WWW.RESISTANT.CO.UK)

## What is Multi-pro Tile Backer?

Multi-pro Tile Backer is a water resistant tile backer board that will not swell, rot or degrade over time. Multi-pro Tile Backer can accept a number of finishes including wall and floor tiles. It is ideal for bathrooms, wetrooms and kitchens.

Available Board Sizes	Weight per board
6 x 1200 x 800mm	6.0kg
6 x 1220 x 1200mm	9.2kg
9 x 1200 x 800mm	9kg
12 x 1200 x 800mm	12.0kg
6 x 1200 x 2400mm	18.0kg
9 x 1200 x 2400mm	27.0kg
12 x 1200 x 2400mm	36.0kg

### Shower Room



## Bathroom Detail



1. Top rail
2. Timber stud
3. 9 & 12mm Multi-pro TB
4. Support for fixture attachment
5. Gap filling silicone bead and optional tanking (see installation guide)
6. Bottom rail
7. 6mm Multi-pro TB
8. Tile adhesive
9. Joint filler/scrim cloth
10. Wall tiles
11. Floor tiles
12. Minimum 18mm subfloor
13. Floor joist

### Full Compliance with BS 5385 Part 1: 2018

Historically gypsum and plywood boards have frequently been viewed as a suitable substrate for direct tiling. Both these substrate types are susceptible to failure arising from low inherent strength and poor quality composition. If any moisture penetrates through a crack or joint the rate of failure increases dramatically. As of July 2018 a review of British Standards resulted in the removal of plywood as an approved substrate for direct tiling. Do it once and do it right with Stronger, Faster & Safer Resistant Multi-pro Tile Backer board."

## Superior Attributes



### Moisture & Water Resistant

Multi-pro Tile Backer will not physically deteriorate when subjected to water or moisture.



### Mould Resistant

Unlike paper faced/wood based products, MoistSure contains no cellulose thus resilient to mould growth.



### Breathability

Ensures a healthy, durable working building with a natural ability to absorb and release moisture.



### Fire Rated, Non-Flammable, Non-Combustible.

Non-Combustible to BS 476 Part 4 BS EN ISO 1182 - Euro Class A1.



### Ease Of Application

Simple to prepare and attach. The board surface accepts a number of finishes.



### Impact Resistant

An ability to withstand abuse, including surface impact.

**Multi-pro Tile Backer Board has proven in testing to be extremely strong and when fitted correctly is suitable for hanging a combined weight of tiles and adhesive up to 100kg/m<sup>2</sup>.**

**Some rival tile backers contain up to 50% crystalline silica. Airborne dust created by mechanically cutting tile backers with high % contents of crystalline silica is extremely hazardous to health and should always be avoided and never carried out within your home. Multi-pro Tile Backer contains less than 0.5% crystalline silica and is so easy to score and snap that no mechanical cutting is ever required.**

**Many other tile backer boards are very difficult to score and snap and require up to 6 scores on each straight edge with a specialist cutting tool before the board can be snapped to size. Multi-pro Tile Backer is easily scored and snapped with a standard cutting blade resulting in fitting savings of time and money.**

Watch the full video at [www.resistant.co.uk](http://www.resistant.co.uk)

FOR MORE INFORMATION & TESTS COMPLETED VISIT  
**WWW.RESISTANT.CO.UK**

**Multi-pro Tile Backer has been tested & approved by leading tile adhesive suppliers**

**FIXINGS**  
Stainless steel screws should be chosen at all times.